



Descriptors for  
**Allium**  
*Allium* spp.



## List of Descriptors

Almond (revised) * (E)	1985	Pearl millet (E,F)	1993
Apple (E)	1982	<i>Phaseolus acutifolius</i> (E)	1985
Apricot * (E)	1984	<i>Phaseolus coccineus</i> * (E)	1983
Avocado (E,S)	1995	<i>Phaseolus vulgaris</i> * (E,P)	1982
Bambara groundnut (E,F)	2000	Pigeonpea (E)	1993
Banana (E,S,F)	1996	Pineapple (E)	1991
Barley (E)	1994	<i>Pistacia</i> (excluding <i>Pistacia vera</i> ) (E)	1998
Beta (E)	1991	Pistachio (E,F)	1997
Black pepper (E,S)	1995	Plum * (E)	1985
<i>Brassica and Raphanus</i> (E)	1990	Potato variety * (E)	1985
<i>Brassica campestris</i> L. (E)	1987	Quinoa * (E)	1981
Buckwheat (E)	1994	Rice * (E)	1980
Capsicum (E,S)	1995	Rocket (E)	1999
Cardamom (E)	1994	Rye and Triticale * (E)	1985
Carrot (E,S,F)	1999	Safflower * (E)	1983
Cashew (E)	1986	Sesame * (E)	1981
Cherry * (E)	1985	<i>Setaria italica</i>	
Chickpea (E)	1993	and <i>S. pumilia</i> (E)	1985
Citrus (E,F,S)	1999	Sorghum (E,F)	1993
Coconut (E)	1992	Soyabean * (E,C)	1984
Coffee (E,S,F)	1996	Strawberry (E)	1986
Cotton (Revised) (E)	1985	Sunflower * (E)	1985
Cowpea (E)	1983	Sweet potato (E,S,F)	1991
Cultivated potato * (E)	1977	Taro (E,F,S)	1999
Echinochloa millet * (E)	1983	Tea (E,S,F)	1997
Eggplant (E,F)	1990	Tomato (E, S, F)	1996
Faba bean * (E)	1985	Tropical fruit * (E)	1980
Finger millet (E)	1985	<i>Vigna aconitifolia</i>	
Forage grass * (E)	1985	and <i>V. trilobata</i> (E)	1985
Forage legumes * (E)	1984	<i>Vigna mungo</i>	
Grapevine (E,S,F)	1997	and <i>V. radiata</i> (Revised) * (E)	1985
Groundnut (E,S,F)	1992	Walnut (E)	1994
Jackfruit (E)	2000	Wheat (Revised) * (E)	1985
Kodo millet * (E)	1983	Wheat and <i>Aegilops</i> * (E)	1978
<i>Lathyrus</i> spp. (E)	2000	White Clover (E)	1992
Lentil * (E)	1985	Winged Bean * (E)	1979
Lima bean * (E,P)	1982	Xanthosoma (E)	1989
Lupin * (E,S)	1981	Yam (E,S,F)	1997
Maize (E,S,F, P)	1991		
Mango (E)	1989		
Medicago (Annual) * (E,F)	1991		
Mung bean * (E)	1980		
Oat * (E)	1985		
Oca * (S)	2001		
Oil palm (E)	1989		
<i>Panicum miliaceum</i>			
and <i>P. sumatrense</i> (E)	1985		
Papaya (E)	1988		
Peach * (E)	1985		
Pear * (E)	1983		

IPGRI publications are available free of charge to the libraries of genebanks, university departments, research institutions, etc. On request to Head, Editorial and Publications Unit, titles may also be made available to individuals who can show that they have a need for a personal copy of a publication. E, F, S, C and P indicate English, French, Spanish, Chinese, and Portuguese respectively. Titles marked with \* are available only as photocopies. Various descriptor lists are available for downloading in portable document format from IPGRI's web site (URL: <<http://www.ipgri.cgiar.org/>>).

Descriptors for

# Allium

*Allium* sp.

---

The International Plant Genetic Resources Institute (IPGRI) is an autonomous international scientific organization, supported by the Consultative Group on International Agricultural Research (CGIAR). IPGRI's mandate is to advance the conservation and use of genetic diversity for the well-being of present and future generations. IPGRI's headquarters is based in Rome, Italy, with offices in another 19 countries worldwide. It operates through three programmes: (1) the Plant Genetic Resources Programme, (2) the CGIAR Genetic Resources Support Programme, and (3) the International Network for the Improvement of Banana and Plantain (INIBAP). The international status of IPGRI is conferred under an Establishment Agreement which, by January 2000, had been signed and ratified by the Governments of Algeria, Australia, Belgium, Benin, Bolivia, Brazil, Burkina Faso, Cameroon, Chile, China, Congo, Costa Rica, Côte d'Ivoire, Cyprus, Czech Republic, Denmark, Ecuador, Egypt, Greece, Guinea, Hungary, India, Indonesia, Iran, Israel, Italy, Jordan, Kenya, Malaysia, Mauritania, Morocco, Norway, Pakistan, Panama, Peru, Poland, Portugal, Romania, Russia, Senegal, Slovakia, Sudan, Switzerland, Syria, Tunisia, Turkey, Uganda and Ukraine.

Financial support for the Research Agenda of IPGRI is provided by the Governments of Australia, Austria, Belgium, Brazil, Bulgaria, Canada, China, Croatia, Cyprus, Czech Republic, Denmark, Estonia, F.R. Yugoslavia (Serbia and Montenegro), Finland, France, Germany, Greece, Hungary, Iceland, India, Ireland, Israel, Italy, Japan, Republic of Korea, Latvia, Lithuania, Luxembourg, Macedonia (F.Y.R.), Malta, Mexico, the Netherlands, Norway, Peru, the Philippines, Poland, Portugal, Romania, Slovakia, Slovenia, South Africa, Spain, Sweden, Switzerland, Turkey, the UK, the USA and by the Asian Development Bank, Common Fund for Commodities, Technical Centre for Agricultural and Rural Cooperation (CTA), European Environment Agency (EEA), European Union, Food and Agriculture Organization of the United Nations (FAO), International Development Research Centre (IDRC), International Fund for Agricultural Development (IFAD), Interamerican Development Bank, Natural Resources Institute (NRI), Centre de coopération internationale en recherche agronomique pour le développement (CIRAD), Nordic Genebank, Rockefeller Foundation, United Nations Development Programme (UNDP), United Nations Environment Programme (UNEP), Taiwan Banana Research Institute (TBRI) and the World Bank.

The ECP/GR *Allium* Working Group is made of members, nominated by the National Coordinators, who are responsible for representing the activities and interests of their country with regard to *Allium* genetic resources. A Chair, elected by the members, coordinates the group. The Working Group members ensure effective links between ECP/GR and the respective stakeholders at the national level. Working Group members and other scientists from participating countries carry out an agreed workplan with their own resources as inputs in kind to the Programme. A central element in the Working Groups' activities is the ECP/GR *Allium* Database (<http://www.hri.ac.uk/site2/research/PGB/ecpgr/ecpgr.htm>), which is managed by Genetic Resources Unit, Horticulture Research International, Wellesbourne, United Kingdom. This database has the dual role of providing users with information on the germplasm maintained in Europe and providing the Group with a tool allowing it to take informed decisions and give recommendations regarding the management of national collections such as priority-setting, rationalization and safety-duplication. Other activities of the Working Group include the planning of joint research or collecting projects, the promotion of the utilization of genetic resources (e.g. through the establishment and evaluation of European core collections) and the regional coordination of *in situ* and *ex situ* conservation activities.

The Asian Vegetable Research and Development Center (AVRDC) was established in 1971 to help improve the nutrition, health and incomes of people in developing countries through improved vegetable varieties and methods of vegetable production, marketing and distribution, which take into account the need to preserve the quality of the environment.

*Citation*

IPGRI, ECP/GR, AVRDC. 2001. Descriptors for Allium (*Allium* spp.). International Plant Genetic Resources Institute, Rome, Italy; European Cooperative Programme for Crop Genetic Resources Networks (ECP/GR), Asian Vegetable Research and Development Center, Taiwan

ISBN 92-9043-506-2

IPGRI encourages the use of material from this publication for educational or other non-commercial purposes without prior permission from the copyright holder. Acknowledgement of IPGRI's material is required. This publication is available to download in portable document format from URL: <<http://www.ipgri.cgiar.org/>>

IPGRI  
via dei Tre Denari 472/a  
00057 Maccarese  
Rome  
Italy

ECP/GR Secretariat  
c/o IPGRI  
via dei Tre Denari 472/a  
00057 Maccarese  
Rome, Italy

AVRDC  
P.O. Box 42  
Shanhua  
Tainan 741  
Taiwan

© International Plant Genetic Resources Institute 2001



---

## CONTENTS

PREFACE	vi
DEFINITIONS AND USE OF THE DESCRIPTORS	1
PASSPORT	3
1. Accession descriptors	3
2. Collecting descriptors	5
MANAGEMENT	9
3. Management descriptors	9
4. Multiplication/regeneration descriptors	11
ENVIRONMENT AND SITE	13
5. Characterization and/or evaluation site descriptors	13
6. Collecting and/or characterization/evaluation site environment descriptors	14
CHARACTERIZATION	16
7. Plant descriptors	16
EVALUATION	25
8. Plant descriptors	25
9. Abiotic stress susceptibility	27
10. Biotic stress susceptibility	28
11. Biochemical markers	30
12. Molecular markers	30
13. Cytological characters	31
14. Identified genes	31
BIBLIOGRAPHY	32
CONTRIBUTORS	34
ACKNOWLEDGEMENTS	37
ANNEX I. Basic list of minimum discriminating descriptors for <i>Allium</i> species	38
ANNEX II. Collecting form for allium	41

## PREFACE

Descriptors for Allium is a revision of a list of descriptors that appeared in Genetic Resources of *Allium* (AGPG/IBPGR/81/77, IBPGR 1982). This revised descriptor list is based on the work of a team of ECP/GR *Allium* descriptors crop subgroup members and experts from AVRDC. A draft version of the revision prepared in the internationally accepted IPGRI format for descriptor lists was subsequently sent to a number of international experts for their comments and amendments. A full list of the names and addresses of those involved is given in 'Contributors'. The 1982 descriptor numbers are given in parentheses beside the present descriptors for cross-referencing purposes.

IPGRI encourages the collecting of data for all five types of descriptors (see Definitions and Use of Descriptors), whereby data from the first four categories—*Passport, Management, Environment and Site*, and *Characterization*—should be available for any accession. The number of descriptors selected in each of the categories will depend on the crop and their importance to the crop's description. Descriptors listed under Evaluation allow for a more extensive description of the accession, but generally require replicated trials over a period of time.

Although the suggested coding should not be regarded as the definitive scheme, this format represents an important tool for a standardized characterization system and it is promoted by IPGRI throughout the world.

This descriptor list provides an international format and thereby produces a universally understood 'language' for plant genetic resources data. The adoption of this scheme for data encoding, or at least the production of a transformation method to convert other schemes into the IPGRI format, will produce a rapid, reliable and efficient means for information storage, retrieval and communication, and will assist with the utilization of germplasm. It is recommended, therefore, that information should be produced by closely following the descriptor list with regard to ordering and numbering descriptors, using the descriptors specified, and using the descriptor states recommended.

**This descriptor list is intended to be comprehensive for the descriptors that it contains. This approach assists with the standardization of descriptor definitions. IPGRI, however, does not assume that curators will characterize accessions of their collection utilizing all descriptors given. Descriptors should be used when they are useful to the curator for the management and maintenance of the collection and/or to the users of the plant genetic resources.**

Multicrop passport descriptors were developed jointly by IPGRI and FAO, to provide consistent coding schemes for common passport descriptors across crops. They are marked in the text as [MCPD], along with a few additional specific descriptors used in the ECP/GR *Allium* database and indicated as [EA]. Please note that owing to the generic nature of the multicrop passport descriptors, not all descriptor states for a particular descriptor will be relevant to a specific crop. A key for the most important species of *Allium* is given in Annex I, which will help in their identification. In Annex II, the reader will find a Collecting form for *Allium* that will facilitate data collecting.

Any suggestions for improvement on the Descriptors for *Allium* will be highly appreciated by IPGRI, ECP/GR and AVRDC.



## DEFINITIONS AND USE OF THE DESCRIPTORS

IPGRI uses the following definitions in genetic resources documentation:

**Passport descriptors:** These provide the basic information used for the general management of the accession (including registration at the genebank and other identification information) and describe parameters that should be observed when the accession is originally collected.

**Management descriptors:** These provide the basis for the management of accessions in the genebank and assist with their multiplication and regeneration.

**Environment and site descriptors:** These describe the environmental and site-specific parameters that are important when characterization and evaluation trials are held. They can be important for the interpretation of the results of those trials. Site descriptors for germplasm collecting are also included here.

**Characterization descriptors:** These enable an easy and quick discrimination between phenotypes. They are generally highly heritable, can be easily seen by the eye and are equally expressed in all environments. In addition, these may include a limited number of additional traits thought desirable by a consensus of users of the particular crop.

**Evaluation descriptors:** The expression of many of the descriptors in this category will depend on the environment and, consequently, special experimental designs and techniques are needed to assess them. Their assessment may also require complex biochemical or molecular characterization methods. These types of descriptors include characters such as yield, agronomic performance, stress susceptibilities and biochemical and cytological traits. They are generally the most interesting traits in crop improvement.

Characterization will normally be the responsibility of genebank curators, while evaluation will typically be carried out elsewhere (possibly by a multidisciplinary team of scientists). The evaluation data should be fed back to the genebank, which will maintain a data file.

The following internationally accepted norms for the scoring, coding and recording of descriptor states should be followed:

- (a) the *Système International d'Unités* (SI) is used;
- (b) the units to be applied are given in square brackets following the descriptor name;
- (c) standard colour charts, e.g. Royal Horticultural Society Colour Chart, Methuen Handbook of Colour, or Munsell Color Chart for Plant Tissues, are strongly recommended for all ungraded colour characters (the precise chart used should be specified in the section where it is used);

## 2 Allium

---

- (d) the three-letter abbreviations from the *International Standard (ISO) Codes for the representation of names of countries* is used;
- (e) many quantitative characters which are continuously variable are recorded on a 1-9 scale, where:
- |   |                     |   |                      |
|---|---------------------|---|----------------------|
| 1 | Very low            | 6 | Intermediate to high |
| 2 | Very low to low     | 7 | High                 |
| 3 | Low                 | 8 | High to very high    |
| 4 | Low to intermediate | 9 | Very high            |
| 5 | Intermediate        |   |                      |

is the expression of a character. The authors of this list have sometimes described only a selection of the states, e.g. 3, 5 and 7 for such descriptors. Where this has occurred, the full range of codes is available for use by extension of the codes given or by interpolation between them, e.g. in Section 10 (Biotic stress susceptibility), 1 = very low susceptibility and 9 = very high susceptibility;

- (f) when a descriptor is scored using a 1-9 scale, such as in (e), '0' would be scored when (i) the character is not expressed; (ii) a descriptor is inapplicable. In the following example, '0' will be recorded if an accession does not have a central leaf lobe:

### Shape of central leaf lobe

- 1 Linear
- 2 Elliptic
- 3 Lanceolate

- (g) absence/presence of characters is scored as in the following example:

### Terminal leaflet

- 0 Absent
- 1 Present

- (h) blanks are used for information not yet available;
- (i) for accessions which are not generally uniform for a descriptor (e.g. mixed collection, genetic segregation), the mean and standard deviation could be reported where the descriptor is continuous. Where the descriptor is discontinuous, several codes in the order of frequency could be recorded; or other publicized methods can be utilized, such as Rana *et al.* (1991) or van Hintum (1993), that clearly state a method for scoring heterogeneous accessions;
- (j) dates should be expressed numerically in the format YYYYMMDD, where
- |      |   |                                 |
|------|---|---------------------------------|
| YYYY | - | 4 digits to represent the year  |
| MM   | - | 2 digits to represent the month |
| DD   | - | 2 digits to represent the day.  |

## PASSPORT

All descriptors listed under Passport, belonging to the multicrop passport descriptors category, are indicated in the text as [MCPD]

### 1. Accession descriptors

#### 1.1 Institute code [MCPD]

Code of the institute where the accession is maintained. The codes consist of the 3-letter ISO 3166 country code of the country where the institute is located plus a number. The current set of Institute Codes is available from FAO website (<http://apps3.fao.org/wiews/>). If new Institute Codes are required, they can be generated online by national WIEWS administrators.

#### 1.2 Accession number (1.1) [MCPD]

This number serves as a unique identifier for accessions within a genebank collection, and is assigned when a sample is entered into the genebank collection. Once assigned this number should never be reassigned to another accession in the collection. Even if an accession is lost, its assigned number should never be re-used. Letters should be used before the number to identify the genebank or national system (e.g. IDG indicates an accession that comes from the genebank at Bari, Italy; CGN indicates an accession from the genebank at Wageningen, The Netherlands; PI indicates an accession within the USA system).

#### 1.3 Donor institute code (1.2) [MCPD]

Code for the donor institute. (See instructions under Institute Code, 1.1)

#### 1.4 Donor accession number (1.3) [MCPD]

Number assigned to an accession by the donor. (See instructions under Accession Number, 1.2)

#### 1.5 Other identification number(s) associated with the accession (1.4) [MCPD]

Any other identification (numbers) known to exist in other collections for this accession. Use the following system: INSTCODE:ACCENUMB;INSTCODE: ACCENUMB;... INSTCODE and ACCENUMB follow the standard described above and are separated by a colon. Pairs of INSTCODE and ACCENUMB are separated by a semicolon without space. When the institute is not known, the number should be preceded by a colon.

#### 1.6 Genus (1.5.1) [MCPD]

Genus name for taxon. Initial uppercase letter required.

#### 1.7 Species (1.5.2) [MCPD]

Specific epithet portion of the scientific name in lowercase letters. The abbreviation 'sp.' is allowed.

**1.7.1 Species authority** [MCPD]

Provide the authority for the species name

**1.8 Subtaxa** [MCPD]

Subtaxa can be used to store any additional taxonomic identifier. The following abbreviations are allowed: 'subsp.' (for subspecies); 'convar.' (for convariety); 'var.' (for variety); 'f.' (for form).

**1.8.1 Subtaxa authority** [MCPD]

Provide the authority at the most detailed taxonomic level

**1.9 Ancestral data** (1.6) [MCPD]

Provide any information about either pedigree or other ancestral information

**1.10 Accession name** [MCPD]

Either a registered or other formal designation given to the accession. First letter uppercase. Multiple names separated with semicolon without space.

**1.10.1 Synonyms**

Include here any previous identification other than the current name. Collecting number or newly assigned station names are frequently used as identifiers.

**1.11 Common name** (1.12) [MCPD]

- 1 Dry bulb onion
- 2 Shallot
- 3 Japanese bunching onion/Welsh onion
- 4 Garlic
- 5 Leek
- 6 Kurrat
- 7 Great-headed garlic/elephant garlic
- 8 Chive
- 9 Rakkyo
- 10 Chinese chive/Oriental garlic/Nira
- 99 Other (specify in descriptor **1.12 Remarks**)

**1.12 Remarks**

The Remarks field is used to add notes or to elaborate on descriptors with value '99' (=Other)

## 2. Collecting descriptors

### 2.1 Collecting institute(s) (2.2) [EA]

Name and address of the institute(s) and individual(s) collecting/sponsoring the collection of the sample(s)

### 2.2 Collecting number (2.1) [MCPD]

Original number assigned by the collector(s) of the sample, normally composed of the name or initials of the collector(s) followed by a number. This item is essential for identifying duplicates held in different collections.

### 2.3 Collecting date of sample [YYYYMMDD] (2.3) [MCPD]

Collecting date of the sample where YYYY is the year, MM is the month and DD is the day. Missing data (MM or DD) should be indicated with hyphens. Leading zeros are required.

### 2.4 Country of origin (2.4) [MCPD]

Code of the country in which the sample was originally collected. Use the three-letter abbreviations from the *International Standard (ISO) Codes for the representation of names of countries*. The ISO 3166-1: Code List can be found at:

<http://www.un.org/Depts/unsd/methods/m49alpha.htm>.

### 2.5 Location of collecting site (2.5; 2.6) [MCPD]

Location information below the country level that describes where the accession was collected. This might include the distance in kilometers and direction from the nearest town, village or map grid reference point (e.g. 7 km south of Curitiba in the state of Parana).

### 2.6 Latitude of collecting site<sup>1</sup> (2.7)[MCPD]

Degree (2 digits), minutes (2 digits) and seconds (2 digits) followed by N (North) or S (South) (e.g. 103020S). Every missing digit (minutes or seconds) should be indicated with a hyphen. Leading zeros are required (e.g. 10----S; 011530N; 4531--S).

### 2.7 Longitude of collecting site<sup>1</sup> (2.8)[MCPD]

Degree (3 digits), minutes (2 digits) and seconds (2 digits) followed by E (East) or W (West) (e.g. 0762510W). Every missing digit (minutes or seconds) should be indicated with a hyphen. Leading zeros are required (e.g. 076----W).

### 2.8 Elevation of collecting site [m asl] (2.9) [MCPD]

Elevation of collecting site expressed in meters above sea level. Negative values are allowed.

<sup>1</sup> To convert longitude and latitude in degrees (°), minutes (′), seconds (″), and a hemisphere (North or South and East or West) to decimal degrees, the following formula should be used:

$$d^{\circ}m's''=h*(d+m/60+s/3600)$$

where h=1 for the Northern and Eastern hemispheres and h=-1 for the Southern and Western hemispheres, i.e. 30°30′0″S= -30.5 and 30°15′55″N=30.265.

**2.9 Collecting/acquisition source** (2.10) [MCPD]

Coding listed below follows strictly major descriptor states of the MCPD

- 10 Wild habitat
- 20 Farm or cultivated habitat
- 30 Market or shop
- 40 Institute/Experimental Station/Research organization/Genebank
- 50 Seed company
- 60 Weedy, disturbed or ruderal habitat
- 99 Other (specify in descriptor **2.17 Remarks**)

**2.10 Collecting source environment**

Use descriptors **6.1.1** to **6.1.5** in section 6

**2.11 Preliminary assessment of daylength requirement** [EA]

This preliminary assessment has to be defined in accordance with the latitude from which the accession originated

	<b>Example varieties</b>
0 Unknown	
1 Short day (23°S–23°N)	Tropicana, Creole, Violet de Galmi and Bauku
2 Short to intermediate day (23°–32°N or S)	Grano and Granex
3 Intermediate day (32°–40°N or S)	Babosa and Ben Shemen
4 Long day (>40°N or S)	Pukekohe Longkeeper and Rijnsburger

**2.12 Biological status of accession** (2.11) [MCPD]

Coding listed below follows strictly major descriptor states of the MCPD

- 100 Wild
- 200 Weedy
- 300 Traditional cultivar/landrace
- 400 Breeding/research material
- 500 Advanced/improved cultivar
- 999 Other (specify in descriptor **2.17 Remarks**)

**2.13 Type of sample** (2.15)

Type of plant material collected. If different types of material were collected from the same source, each sample (type) should be designated with a unique collecting number and a corresponding unique accession number.

- 1 Vegetative
- 2 Seed
- 99 Other (specify which part of the plant in descriptor **2.17 Remarks**)

**2.14 Number of plants sampled** (2.13)

Appropriate number of plants collected in the field to produce this accession

## 2.15 Ethnobotanical data

### 2.15.1 Ethnic group

Name of the ethnic group of the donor of the sample or of the people living in the area of collecting

### 2.15.2 Local vernacular name (2.12)

Name given by farmer to crop and cultivar/landrace/clone/wild form. State local language and/or dialect if the ethnic group is not provided.

#### 2.15.2.1 Translation

Provide translation of the local name into English, if possible

### 2.15.3 History of plant use

- 1 Ancestral/indigenous (always associated with the place and community)
- 2 Introduced (but in unknown distant past)
- 3 Introduced (time and introduction known)

### 2.15.4 Parts of the plant used

- 1 Seed
- 2 Root/rhizome
- 3 Bulb/clove
- 4 Leaf sheath/pseudostem
- 5 Leaf blade
- 6 Scape
- 7 Flower/inflorescence
- 99 Other (specify in descriptor 2.17 **Remarks**)

### 2.15.5 Plant uses (2.16)

- 1 Food
  - 1.1 Raw salad
  - 1.2 Fresh cooked
  - 1.3 Stored/cooked/bottled/canned
  - 1.4 Freezing
  - 1.5 Pickling
  - 1.6 Dehydrated
- 2 Medicinal
- 3 Ornamental
- 4 Forage
- 99 Other (specify in descriptor 2.17 **Remarks**)

**2.15.6 Cultural characteristics**

Is there any folklore associated with the collected Allium type (e.g. taboos, stories and/or superstitions)? If so, describe it briefly in descriptor **2.17 Remarks**.

- 0 No
- 1 Yes

**2.15.7 Prevailing stresses**

Information on main associated biotic (pests and diseases) and abiotic (drought) stresses

**2.15.8 Cultural practices**

**2.15.8.1 Sowing date** [YYYYMMDD]

**2.15.8.2 First harvest date** [YYYYMMDD]

**2.15.8.3 Last harvest date** [YYYYMMDD]

**2.15.9 Cropping system**

- 1 Monoculture
- 2 Intercropped (specify crop in descriptor **2.17 Remarks**)

**2.15.10 Mode of reproduction**

(4.2.6) [EA]

- 1 Vegetative
- 2 Seed
- 3 Both

**2.15.11 Associated flora**

Other dominant crop/plant species, including other *Allium* species, found in and around the collecting site

**2.15.12 Seasonality**

- 1 Available only in season/at particular period
- 2 Available throughout the year

**2.16 Photograph**

(2.14)

Was a photograph(s) taken of the accession or habitat at the time of collecting? If so, provide an identification number(s) in descriptor **2.17 Remarks**.

- 0 No
- 1 Yes

**2.17 Remarks**

Specify here any additional information recorded by the collector or any specific information on descriptors with value '99' (=Other)



## MANAGEMENT

### 3. Management descriptors

**3.1 Accession number** (Passport 1.2)

**3.2 Population identification** (Passport 2.2)  
Collecting number, pedigree, cultivar name, etc., depending on the population type

**3.3 Storage address**  
(Building, room, shelf number/location in medium-term and/or long-term storage)

**3.4 Type of germplasm storage** (1.10) [MCPD]

- 10 Seed collection
- 20 Field collection
- 30 In vitro collection
- 40 Cryopreserved collection
- 99 Other (specify in descriptor **3.10 Remarks**)

**3.5 Accession size**  
Approximate number or weight of seeds or plants of an accession in the genebank

**3.6 Acquisition date** [YYYYMMDD] (1.7) [MCPD]  
Date on which the accession entered the collection. Missing data (MM or DD) should be indicated with hyphens. Leading zeros are required.

**3.7 Location of safety duplicates** [MCPD]  
Code of the institute where a safety duplicate of the accession is maintained. See instructions under 1.1 Institute Code.

### 3.8 *In vitro* conservation

**3.8.1 Type of source explant/ introduction method**

- 1 Seed or zygotic embryo
- 2 Meristem
- 3 Shoot tip
- 4 Somatic embryo
- 5 Other organ via callus or suspension culture
- 99 Other (specify in descriptor **3.10 Remarks**)

**3.8.2 Date of introduction *in vitro*** [YYYYMMDD]

**3.8.3 Type of subcultured material**

- 1 Apical or axillary bud
- 2 Somatic embryo
- 99 Other (specify in descriptor 3.10 Remarks)

**3.8.4 Regeneration process**

- 1 Organogenesis
- 2 Somatic embryogenesis
- 99 Other (specify in descriptor 3.10 Remarks)

**3.8.5 Number of individuals introduced *in vitro***

**3.8.6 Number of replicates per genotype**

**3.8.7 Last subculture date [YYYYMMDD]**

**3.8.8 Medium used at the last subculture**

**3.8.9 Number of plants at the last subculture**

**3.8.10 Location after the last subculture**

**3.8.11 Next subculture date [YYYYMMDD]**

**3.9 Cryopreservation**

**3.9.1 Type of material for cryopreservation**

- 1 Seed
- 2 Apical or axillary bud
- 3 Somatic embryo
- 99 Other (specify in descriptor 3.10 Remarks)

**3.9.2 Introduction date in liquid nitrogen [YYYYMMDD]**

**3.9.3 Number of samples introduced in liquid nitrogen**

**3.9.4 End of storage period [YYYYMMDD]**

**3.9.5 Number of samples taken from liquid nitrogen**

**3.9.6 Type of subcultured material for recovery**

(After liquid nitrogen)

- 1 Seed
- 2 Apical or axillary bud
- 3 Somatic embryo
- 99 Other (specify in descriptor 3.10 Remarks)

**3.9.7 Regeneration process**

- 1 Organogenesis
- 2 Somatic embryogenesis
- 99 Other (specify in descriptor 3.10 Remarks)

**3.9.8 Number of recovered samples****3.9.9 Location after the last subculture****3.10 Remarks**

Any additional information may be specified here

**4. Multiplication/regeneration descriptors****4.1 Accession number** (Passport 1.2)**4.2 Population identification** (Passport 2.2)

Collecting number, identifier number, pedigree, cultivar name, etc., depending on the population type

**4.3 Multiplication/regeneration site location****4.4 Collaborator's name****4.5 Sowing/planting date** [YYYYMMDD]**4.6 Cultural practices****4.6.1 Field spacing****4.6.1.1 Distance between plants** [cm]**4.6.1.1.1 Number of plants per m<sup>2</sup>****4.6.1.1.2 Number of plants per 1-m row**

**4.6.1.2 Distance between rows [cm]**

**4.6.1.3 Fertilizer application**

Specify types, doses, frequency of each and method of application

**4.6.1.4 Water availability**

If irrigated, specify frequency in descriptor **4.11 Remarks**

- 1 Irrigated
- 2 Rain-fed

**4.7 Plant/seedling vigour**

Recorded in the nursery after 25 days of sowing at 4–5 leaf stage of development

- 3 Poor
- 5 Medium
- 7 Good

**4.8 Number of plants established**

**4.9 Previous multiplication and/or regeneration** (1.8)

**4.9.1 Location**

**4.9.2 Sowing date [YYYYMMDD]**

**4.10 Number of times accession regenerated** (1.10)

Since the date of acquisition

**4.11 Remarks**

Any additional information may be specified here

## ENVIRONMENT AND SITE

### 5. Characterization and/or evaluation site descriptors

**5.1 Country of characterization and/or evaluation** (3.1)  
(See instructions in descriptor 2.4 Country of origin)

**5.2 Site** (3.2)

**5.2.1 Latitude**

**5.2.2 Longitude**

**5.2.3 Elevation [m asl]**

**5.2.4 Name and address of farm or institute**

**5.3 Evaluator's name and address** (3.3)

**5.4 Sowing date [YYYYMMDD]**

**5.5 Transplanting date [YYYYMMDD]**

**5.6 Harvest date [YYYYMMDD]**

**5.7 Evaluation environment**

Environment in which characterization/evaluation was carried out

1 Field

2 Screenhouse

3 Greenhouse

4 Laboratory

99 Other (specify in descriptor 5.9 Remarks)

**5.8 Environmental characteristics of site**

Use descriptors 6.1.1 to 6.1.5 in section 6

**5.9 Remarks**

Any other site-specific information

## 6. Collecting and/or characterization/evaluation site environment descriptors

This standard section has been reduced according to the relevance of descriptors for *Allium* documentation

### 6.1 Site environment

#### 6.1.1 Higher level landform (general physiographic features)

The landform refers to the shape of the land surface in the area in which the site is located (adapted from FAO 1990)

- 1 Plain
- 2 Basin
- 3 Valley
- 4 Plateau
- 5 Upland
- 6 Hill
- 7 Mountain

#### 6.1.2 Land element and position

Description of the geomorphology of the immediate surroundings of the site (adapted from FAO 1990). (See Fig. 1)

- |                      |   |
|----------------------|---|
| 1 Plain level        | 17 Interdunal depression  |
| 2 Escarpment         | 18 Mangrove   |
| 3 Interfluve         | 19 Upper slope  |
| 4 Valley             | 20 Midslope   |
| 5 Valley floor       | 21 Lower slope  |
| 6 Channel            | 22 Ridge  |
| 7 Levee              | 23 Sea coast  |
| 8 Terrace            | 24 Beachridge   |
| 9 Floodplain         | 25 Rounded summit   |
| 10 Lagoon            | 26 Summit   |
| 11 Pan               | 27 Coral atoll  |
| 12 Caldera           | 28 Drainage line (bottom position in flat or almost-flat terrain) |
| 13 Open depression   | 29 Coral reef   |
| 14 Closed depression | 99 Other (specify in appropriate section's Remarks)               |
| 15 Dune              |   |
| 16 Longitudinal dune |   |

#### 6.1.3 Slope [°]

Estimated slope of the site

#### 6.1.4 Slope aspect

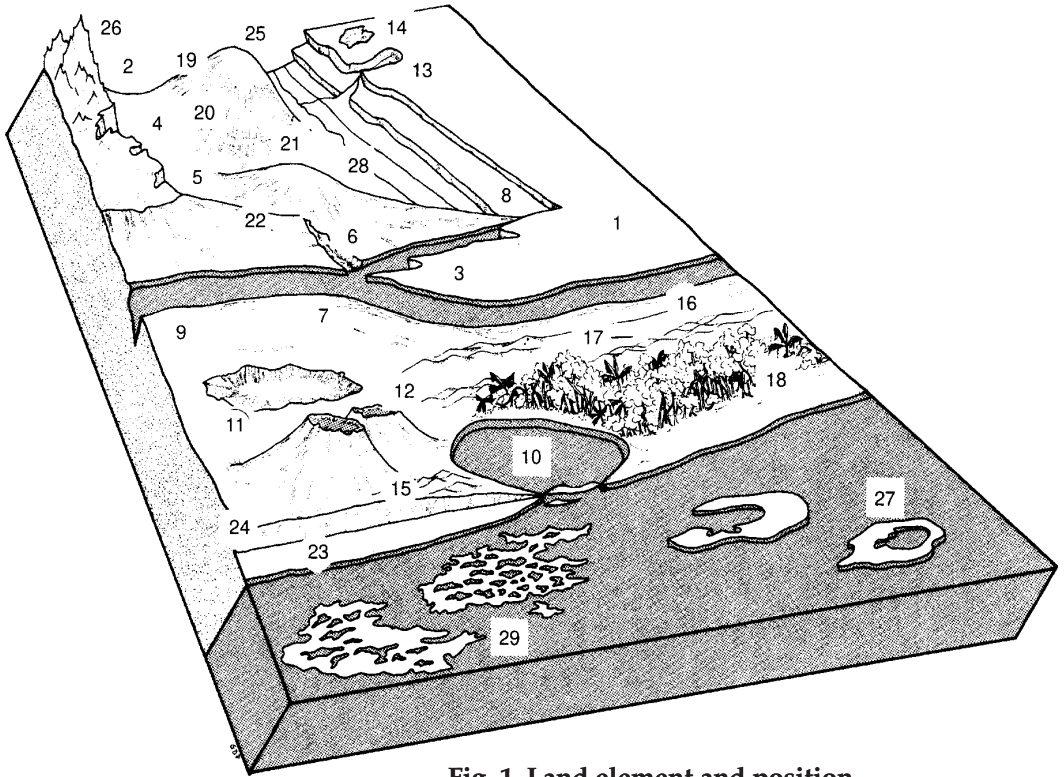


Fig. 1. Land element and position

The direction that the slope faces. Describe the direction with symbols N, S, E, W (e.g. a slope that faces a southwestern direction has an aspect of SW).

**6.1.5 Soil drainage**

(Adapted from FAO 1990)

- 3 Poorly drained
- 5 Moderately drained
- 7 Well drained

**6.2 Remarks**

Provide here any additional information related to the site (i.e. if data collected refers to collecting or to characterization/evaluation sites)

## CHARACTERIZATION

### 7. Plant descriptors

#### 7.1 Vegetative

Observations should be made on fully developed plants at the beginning of flowering, unless otherwise indicated

##### 7.1.1 Foliage colour (onion, garlic, chive, leek) (4.1.1)

Recorded on fully developed plants, at flowering stage

- 1 Light green
- 2 Yellow green
- 3 Green
- 4 Grey-green
- 5 Dark green
- 6 Bluish green
- 7 Purplish-green
- 99 Other (specify in descriptor 7.4 Remarks)

##### 7.1.2 Leaf length [cm] (chive, leek, onion) (4.1.2)

Record the average length of longest leaf of 5–10 fully developed plants. Provide a description relative to the standard variety.

##### 7.1.3 Leaf width/diameter [cm] (onion, leek, chive)

Record the maximum width of the longest leaf of 5–10 fully developed plants. For cylindrical leaf, flatten it to measure easily.

- 3 Narrow
- 5 Medium
- 7 Broad

##### 7.1.4 Density of leaves (leek)

(See Fig. 2)

- 3 Low
- 5 Medium
- 7 High

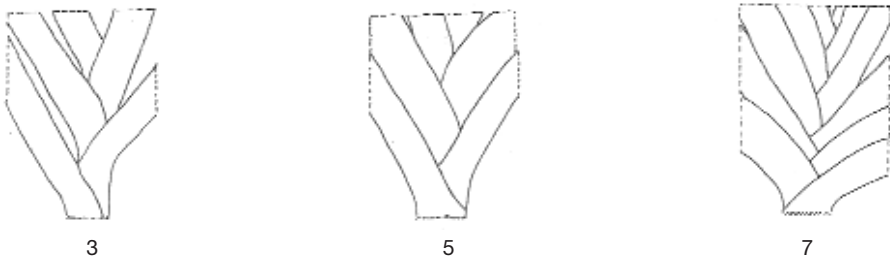


Fig. 2. Density of leaves (UPOV)



**7.1.5 Foliage attitude** (garlic, leek, onion, chive) (4.1.3)

- 3 Prostrate (or spreading)
- 5 Intermediate
- 7 Erect

**7.1.6 Foliage cracking** (leek, onion)

- 3 Weak
- 5 Medium
- 7 Strong

**7.1.7 Cross-section of leaf** (chive, leek) (4.1.4)

- 1 Circular
- 2 Semi-circular
- 3 Square
- 4 Pentagonal
- 5 V-shaped
- 6 Flat
- 7 Triangular
- 8 Concave
- 99 Other (i.e. 'mixed population' specify in descriptor **7.4 Remarks**)

**7.1.8 Degree of leaf waxiness** (chive, onion, leek) (4.1.6)

- 3 Weak
- 5 Medium
- 7 Strong

**7.1.9 Shaft length** (6.1.4)

Provide information on shaft length of the standard cultivar used as control for each evaluation trial

**7.1.9.1 Shaft length** (leek)

(Leaf sheath/pseudostem). Measured on 5–10 plants from base to first splitting leaf (cross)

- 3 Short
- 5 Intermediate
- 7 Long

**7.1.9.2 Shaft length** (garlic) (6.1.4)

(Pseudostem). Measured on mature plants in the ground, from soil level to the inner lamina notch

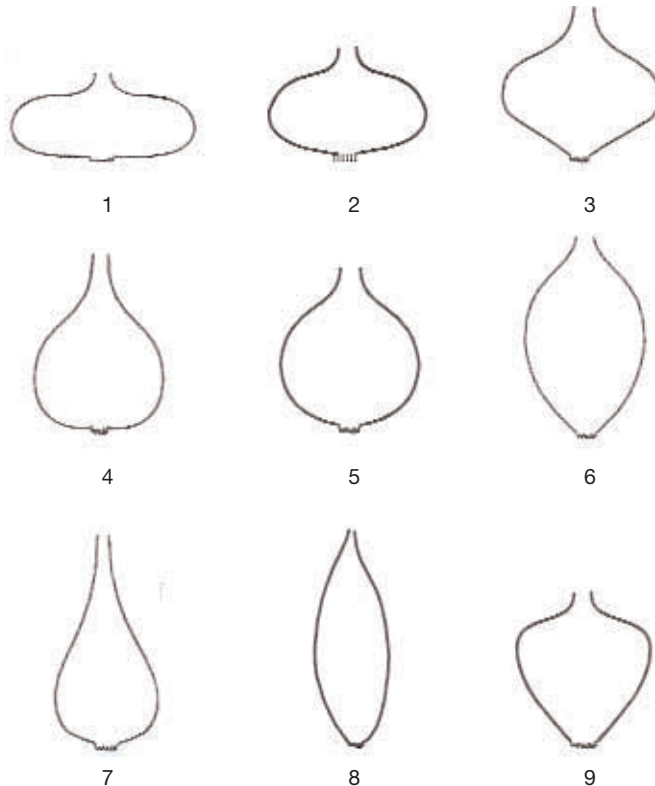
- 3 Short (<18 cm)
- 5 Intermediate
- 7 Long (>27 cm)

**7.1.10 Shaft diameter** (leek) (6.1.5)  
 (Leaf sheath/pseudostem). Measured on mature harvested plants at the median point after removal of dead and dying leaves.

- 3 Narrow
- 5 Intermediate
- 7 Broad

**7.1.11 Shape of mature dry bulbs** (all *Allium*) (4.1.10)  
 (See Fig. 3)

- 1 Flat
- 2 Flat globe
- 3 Rhomboid
- 4 Broad oval
- 5 Globe
- 6 Broad elliptic
- 7 Ovate (elongated oval)
- 8 Spindle
- 9 High top
- 99 Other (i.e. mixture, specify in descriptor **7.4 Remarks**)

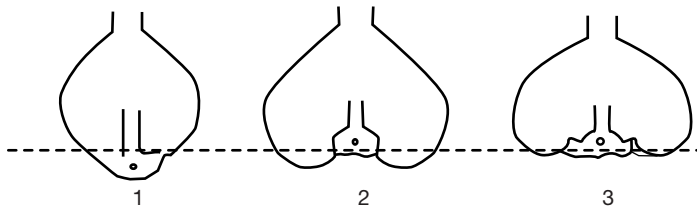


**Fig. 3. Shape of mature dry bulbs**

**7.1.12 Shape of mature garlic bulb**

(See Fig. 4.) Based on Burba's method of demonstrating the forms by means of longitudinal sections:

- 1 Circular, basal plate prominent
- 2 Heart-shaped, basal plate retracted
- 3 Broadly ovate, basal plate even



**Fig. 4. Shape of mature bulbs (garlic)**

**7.1.13 Nature of storage organ<sup>2</sup> (wild taxa)**

(4.1.9)

- 0 None
- 1 Bulb, single large
- 2 Bulbs, aggregated
- 3 Rhizomes
- 4 Cloves
- 5 Foliage leaf bases
- 99 Other (specify in descriptor **7.4 Remarks**)

**7.1.14 Population uniformity of bulb shape (onion)**

(4.1.11)

Recorded on harvested bulbs with dry skin

- 1 Uniform (homogeneous)
- 2 Variable
- 3 Highly variable

**7.1.15 Bulb skin colour (onion)**

(4.1.12)

Recorded on harvested bulbs with dry skin

- 1 White
- 2 Yellow
- 3 Yellow and light brown
- 4 Light brown
- 5 Brown
- 6 Dark brown
- 7 Green (chartreuse)
- 8 Light violet
- 9 Dark violet
- 99 Other (i.e. 'mixed population' specify in descriptor **7.4 Remarks**)

<sup>2</sup> If bulb is present, record descriptors 7.1.14 through 7.1.17.

**7.1.16 Bulb skin colour (garlic)** (4.1.12)**7.1.16.1 Outer skin colour of compound bulb (garlic)**

- 1 White
- 2 Cream
- 3 Beige
- 4 White stripes
- 5 Light violet
- 6 Violet
- 7 Dark violet
- 99 Other (specify in descriptor **7.4 Remarks**)

**7.1.16.2 Skin colour of the clove<sup>3</sup> (garlic)**

This character is highly subjective based on opinions about the colour ranges and because of the variation with environmental conditions and the age of the cloves. Use a colour chart to indicate intensity of colour.

- 1 White
- 2 Yellow and light brown
- 3 Brown
- 4 Red
- 5 Violet
- 99 Other (specify in descriptor **7.4 Remarks**)

**7.1.17 Bulb skin thickness (onion)** (6.1.1)

Recorded on harvested bulbs with dry skin

- 3 Thin
- 5 Medium
- 7 Thick

**7.1.18 Bulb flesh colour (onion)** (6.1.2)

- 1 White
- 2 Cream
- 3 Green/white
- 4 Violet/white
- 99 Other (specify in descriptor **7.4 Remarks**)

<sup>3</sup> a) No green types have been recorded in European collections. Possibly such forms are confined to Elephant Garlic (*A. ampeloprasum*).

b) Stripes of other colours can be scattered over the compound bulb and found only in several cloves of the bulb.

c) The older the cloves the paler the appearance.

d) The clearest distinction is between the white and yellow types.

**7.1.19 Number of cloves per compound bulb (garlic)**

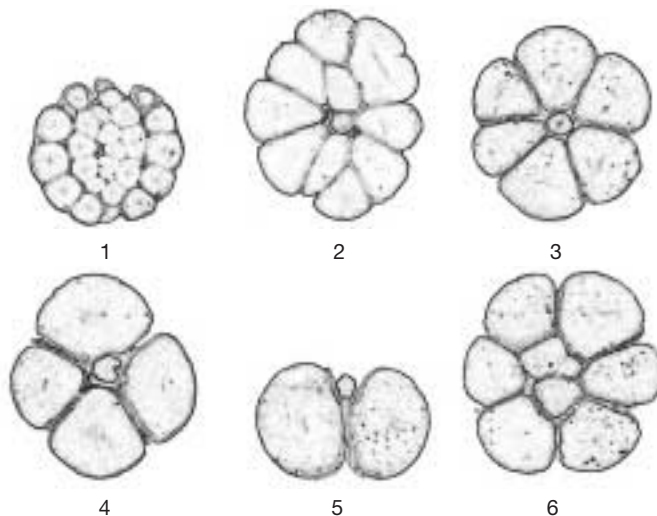
Observed on three bulbs

- |   |           |
|---|-----------|
| 1 | 1         |
| 2 | 2–4       |
| 3 | 5–10      |
| 4 | 11–15     |
| 5 | 16–20     |
| 6 | >20       |
| 7 | Around 50 |

**7.1.20 Bulb structure type (garlic)**

The following scores are based on 'fan-shaped' groups of cloves derived from the axil of one leaf base. Botanically a fan group is the 'collective' from a set of collateral buds. It is possible to distinguish the number of fan groups within a compound bulb (states 1 and 2). Where few buds develop per axil the individual cloves are larger. It is then difficult to distinguish the number of axillary 'groups', and is easier to score clove numbers (states 3 to 5)<sup>4</sup>. (See Fig. 5)

- |   |   |
|---|---|
| 1 | Regular multi-fan groups (or multi-shelled) |
| 2 | Regular two-fan groups                      |
| 3 | Regular multi-cloved radial                 |
| 4 | Regular quadruple                           |
| 5 | Regular two-cloved                          |
| 6 | Irregular                                   |



**Fig. 5. Bulb structure type (garlic)**

<sup>4</sup> When we look at the structure very thoroughly, we may see that the structures in states 3 and 4 are derived from two 'fan groups' based on the remnants of the leaf bases, but to distinguish these under field scoring conditions is not possible.

**7.1.21 Shape of the compound bulb in horizontal section** (garlic)

- 1 Circular
- 2 Elliptic
- 99 Other (i.e. 'mixture' specify in descriptor **7.4 Remarks**)

**7.1.22 Weight of cloves** (garlic)

Average weight of 10 cloves (of 5–10 plants) (outer whorl only)

- 1 <2 g
- 2 2–4 g
- 3 >4–6 g
- 4 >6–10 g
- 5 >10–15 g
- 6 >15 g

**7.1.23 100-bulbil weight** (garlic)(Outer whorl only). Specify if side or top sets bulbils in descriptor **7.4 Remarks**.

- 1 Low (<10 g)
- 2 Medium (10–30 g)
- 3 High (>30 g)

**7.1.24 Number of bulbils (topsets)** (garlic and other *Allium* sp.) (4.1.7)

Average number of 5–10 inflorescences from different plants

- 0 Absent
- 1 Few (<30)
- 2 Many (>30)

**7.1.25 Average number of bulbs per cluster** (shallot)

Average taken from bulbs with dry skin around each bulblet from at least 10 clusters

- 0 Absent
- 1 Scarse
- 3 Few
- 5 Medium
- 7 Many

**7.1.26 Average weight of whole cluster** (shallot)

Average taken from at least 10 clusters

**7.1.27 Bulb hearting** (onion) (6.1.3)

- 1 Single heart
- 2 2–3 hearts
- 3 More than 3 hearts

**7.1.28 Presence of bulblets** (offsets) (4.1.13)

Observed on taxa producing bulblets at the mature bulb stage

- 0 Absent
- 1 Present

**7.2 Inflorescence and fruit****7.2.1 Ability to flower** (garlic, onion, shallot, chive) (4.2.1)

- 0 No
- 1 Yes

**7.2.2 Ability to produce scape** (garlic)

- 0 Scape absent
- 1 Semi-bolters (the ones that produce scapes but never develop heads)
- 2 Flowering plants (the ones that produce flower heads, with topset and/or flowers)

**7.2.3 Scape length** (6.2.1)

Average scape length of 5–10 plants with fully bloomed primary umbels, relative to a standard variety as listed in 2.11

**7.2.4 Internal structure of mature scape** (6.2.2)

- 1 Hollow
- 2 Solid
- 3 Thick-walled with small canal

**7.2.5 General fertility** (chive, shallot, garlic) (4.2.2)

- 1 Sterile
- 2 Male sterile
- 3 Female sterile
- 4 Fertile
- 99 Other (i.e. 'mixture' specify in descriptor 7.4 **Remarks**)

**7.2.6 Flower number in umbel** (for all flowering *Allium* sp.) (4.2.3)

Recorded in at least five fully bloomed primary umbels

- 0 Absent
- 1 Few (<30)
- 2 Many (>30)

- 7.2.7 Flower colour** (chive) (4.2.4)
- 1 White
  - 2 Cream
  - 3 Yellow
  - 3 Pink
  - 4 Lilac
  - 5 Blue
  - 6 Purple
  - 7 Green
  - 8 Red
  - 99 Other (i.e. 'mixed' specify in descriptor **7.4 Remarks**)

**7.2.8 Date of 50% flowering** [YYYYMMDD] (chive)

**7.2.9 Number of days to maturity**

Recorded when 50% have fallen tops

- 7.2.10 Anther colour** (4.2.5)
- 1 Yellow
  - 2 Orange
  - 3 Beige
  - 4 Grey
  - 5 Green
  - 6 Purple
  - 99 Other (i.e. 'mixture' specify in descriptor **7.4 Remarks**)

**7.3 Seed**

- 7.3.1 Seed coat colour** (chive) (6.3.1)
- 1 Brown
  - 2 Black
  - 99 Other (i.e. 'mixed population' specify in descriptor **7.4 Remarks**)

**7.3.2 100-Seed weight** [g]  
(Average from 2 to 3 samples)

**7.4 Remarks**

Any additional information, especially in the category of 99= 'other' under various descriptors above, may be specified here



---

## EVALUATION

### 8. Plant descriptors

#### 8.1 Vegetative

##### 8.1.1 Leaf dry matter content [% DW] (chive)

Weighed samples from a minimum of five plants per plot should be dried at 80°C to constant weight, reweighed and the dry matter content for the accession presented as a percentage

- 3 Low (<10%)
- 5 Medium
- 7 High (>13%)

##### 8.1.2 Dry matter content of storage organ [g/100 g, FW] (6.1.7)

Weighed samples from a minimum of five bulbs should be dried at 80°C to constant weight, reweighed and the percentage dry matter content calculated for each sample. The mean dry matter content for the accession is recorded as a percentage. Alternatively use a refractometer after calibration.

##### 8.1.3 Storage life of storage organs (onion) (6.1.8)

The length of storage life depends on storage temperature, which should be recorded during storage-life trials. When stored under ambient conditions, record monthly means of max and min taken from a local meteorological station. Use storage organs of uniform size and free from bruises, pests and diseases, of five replications each consisting of 50 units. Include a control variety in the test system. The storage life will be assessed as the number of weeks from 100% top fall to 50% breakdown of storage organs. Bulbs with storage roots are to be discounted and the sprouting expressed as a percentage of the original number minus the number of rotted bulbs. The storage life is recorded in number of weeks.

##### 8.1.4 Lachrymatory potency of storage organ<sup>5</sup> (6.1.10)

- 0 Eye not irritated
- 3 Weak eye irritant
- 7 Strong eye irritant

---

<sup>5</sup> The pyruvic acid test provides a good indication for pungency and lachrymatory potency.

**8.1.5 Biochemical composition**

Indicate the plant part used in descriptor **8.3 Remarks**

**8.1.5.1 Total soluble solids**

(Refractometer)

**8.1.5.2 Content of pyruvic acid**

Provide reference

**8.1.6 Flavour strength of storage organ**

(6.1.11)

(See Freeman and Mossadeghi 1970)

The determination of total pyruvate from the storage organ tissues will provide a good estimation of flavour strength. Absorbance at a wavelength of 525 nm to be measured on extracted juice as an equivalent of flavour strength using a spectrophotometer.

- 3 Low
- 5 Medium
- 7 High

**8.1.7 Daylength requirement (1) (onion)**

(6.2.4)

The measurement of maturity time will give an indirect estimation of daylength requirement

The recommended procedure for determination of daylength requirement of a genotype is: a standard control cultivar should be grown with the test accession at a standard plant density and the response of the test genotype to daylength assessed when 50% of test plants have fallen tops; these data to be related temporally with a similar stage in the control variety. The data to be recorded as plus or minus the number of days to designate lateness or earliness in comparison with the standard, i.e.

- +20 = the test accession exhibited 50% fallen tops 20 days after a similar stage in the control
- 15 = the test accession exhibited 50% fallen tops 15 days before a similar stage in the control

**8.1.8 Daylength requirement (2) (onion)**

(6.2.5)

Genetic material, which does not complete its ripening under experimental conditions, to be assessed as the percentage of plants reaching the maximal bulbing ratio of five. Bulb ratio is the ratio between maximal bulb diameter and minimal neck diameter.

- 0 No maturation (bulbing)
- 1 Maturation under the experimental field conditions

**8.1.9 Cold requirement for bolting [%]** (6.2.6)

Accessions should be tested relative to a control cultivar. The average degree of bolting of the control and the test accession to be recorded as a percentage. The relative amount of bolting will be calculated as a ratio of the amount of bolting in the control cultivar:  $(\% \text{ test} \times 100) / (\% \text{ control})$ . This index will serve to identify the cold requirement for bolting in developmental and introduced material. It may be necessary in certain locations to have several staggered sowing dates to fully assess this character<sup>6</sup>.

**8.2 Inflorescence and fruit** (6.2)**8.2.1 Time of (50%) flowering relative to a standard variety** (6.2.3)

The standard variety and test accession should be planted at the same time. The commencement of flowering should be recorded for the test relative to the standard. The data to be presented as (-3), i.e. three weeks earlier or (+2), two weeks later than the standard.

**8.2.1.1 Time of flowering**

3	Early
5	Medium
7	Late

**8.2.2 Inflorescence fragrance**

3	Light
5	Medium
7	Strong

**8.3** Remarks

Specify here any other additional information

**9. Abiotic stress susceptibility**

Scored under artificial and/or natural conditions, this should be clearly specified. These are coded on a susceptibility scale from 1 to 9, viz.:

- 1 Very low or no visible sign of stress susceptibility
- 3 Low
- 5 Intermediate
- 7 High
- 9 Very high

**9.1 Reaction to low temperature** (7.1)

<sup>6</sup> This is valid providing the control cultivar bolts. If the tested accession had 27 or 97 bolters out of 100 but the control had 0, then the ratio of both counts is exactly the same (indefinite).

**9.2 Reaction to high temperature** (7.2)

**9.3 Reaction to drought** (7.3)

**9.4 Reaction to high soil moisture** (7.4)

**9.5 Reaction to soil salinity** (7.5)

**9.6 Remarks**

Specify any additional information here

**10. Biotic stress susceptibility**

In each case, it is important to state the life cycle tested, i.e. seedling, excised leaf, mature plant, seed-bearing plant, storage organ. Record such information in descriptor **10.7 Remarks**. These are coded on a susceptibility scale from 1 to 9, viz.:

- 1 Very low or no visible sign of susceptibility
- 3 Low
- 5 Intermediate
- 7 High
- 9 Very high

**10.1 Arthropods**

	<b>Causal organism</b>	<b>Common name</b>
10.1.1	<i>Aceria tulipae</i>	Onion mite
10.1.2	<i>Acrolepiopsis (Acrolepia) assectella</i>	Leek moth
10.1.3	<i>Agrotis</i> spp., <i>Faronta</i> spp.	Cutworm
10.1.4	<i>Delia (Hylemya) antiqua</i> , <i>Delia (Hylemya) alliaria</i>	Onion fly
10.1.5	<i>Limonius</i> spp.	Wireworm
10.1.6	<i>Liriomyza (Phytobia) cepae</i>	Leaf miner
10.1.7	<i>Rhizoglyphus echinopus</i>	Bulb mite
10.1.8	<i>Thrips tabaci</i>	Potato thrips

**10.2 Nematodes**

10.2.1	<i>Ditylenchus dipsaci</i>	Stem and bulb nematode
10.2.2	<i>Longidorus vineacola</i>	Needle nematode
10.2.3	<i>Paratrichodorus minor</i>	Stubby root nematode

**10.3 Fungi**

10.3.1	<i>Alternaria porri</i>	Purple blotch
10.3.2	<i>Aspergillus niger</i>	Black mould
10.3.3	<i>Botrytis allii (B. aclada)</i>	Black mould
10.3.4	<i>Botryotinia porri (Botrytis byssoidea)</i>	Damping-off, neck rot
10.3.5	<i>Botryotinia squamosa (Botrytis squamosa)</i>	Leaf blight
10.3.6	<i>Botryotinia fuckeliana (Botrytis cinerea)</i>	Gray mould

10.3.7	<i>Cercospora duddiae</i>	Leaf spot
10.3.8	<i>Mycosphaerella (Cladosporium) allii-cepa</i>	Leaf spot
10.3.9	<i>Colletotrichum circinans</i>	Onion smudge
10.3.10	<i>Colletotrichum lindemuthianum</i>	Anthracnose
10.3.11	<i>Fusarium oxysporum</i>	Basal rot
10.3.12	<i>Fusarium culmorum</i>	Rot
10.2.13	<i>Glomerella cingulata</i>	Anthracnose
10.3.14	<i>Mycosphaerella (Heterosporium) allii</i>	Leaf spot
10.3.15	<i>Leptotrochila porri</i>	White spot
10.3.16	<i>Leveillula (Oidiopsis) taurica</i>	Oidium
10.3.17	<i>Peronospora destructor</i>	Downy mildew
10.3.18	<i>Phyllosticta allii</i>	Leaf blight
10.3.19	<i>Phytophthora porri</i>	Downy mildew
10.3.20	<i>Puccinia (porri) allii</i>	Rust
10.3.21	<i>Pyrenochaeta terrestris</i>	Pink root
10.3.22	<i>Rhizoctonia solani</i>	Damping off
10.3.23	<i>Sclerotium cepivorum</i>	White rot
10.3.24	<i>Sclerotium rolfsii</i>	White rot
10.3.25	<i>Pleospora herbarum/tarda (Stemphylium botryosum)</i>	Leaf blight
10.3.26	<i>Urocystis cepulae = U. magica</i>	Onion smut
<b>10.4</b>	<b>Bacteria</b>	
10.4.1	<i>Erwinia carotovora</i>	Bacterial soft rot
10.4.2	<i>Pseudomonas aeruginosa</i>	Bacteriosis
10.4.3	<i>Burkholderia gladioli (Pseudomonas) pv. alliicola</i>	Rot
10.4.4	<i>Pseudomonas syringae</i>	Halo blight
10.4.5	<i>Burkholderia (Pseudomonas) cepacia</i>	Sour skin
10.4.6	<i>Xanthomonas spp.</i>	Leaf spot, Canker
<b>10.5</b>	<b>Viruses</b>	
10.5.1	<i>Onion yellow dwarf virus</i>	OYDV
10.5.2	<i>Leek yellow stripe virus</i>	LYSV
10.5.3	<i>Leek white stripe virus</i>	LWSV
10.5.4	<i>Shallot latent virus</i>	SLV
10.5.5	<i>Shallot virus X</i>	ShV-X
10.5.6	<i>Garlic latent virus</i>	GarLV
10.5.7	<i>Garlic common latent virus</i>	GarCLV
10.5.8	Allexiviruses	
<b>10.6</b>	<b>Prokaryotes</b>	
10.6.1	Aster yellows phytoplasma	
<b>10.7</b>	<b>Remarks</b>	
	Specify here any additional information	

## 11. Biochemical markers

Evaluation characters listed in this section are useful in Chive descriptors for evaluating susceptibility to Yellow leaf tips, Rust (*Puccinia*) and Downy mildew (*Peronospora*)

### 11.1 Isozyme

For each enzyme, indicate the tissue analyzed and the zymogram type. A particular enzyme can be recorded as 11.1.1; 11.1.2, etc. according to the international nomenclature system for enzymes.

### 11.2 Other biochemical markers

(e.g. anthocyanins)

## 12. Molecular markers

Describe any specific discriminating or useful trait for this accession. Report probe-enzyme combination analyzed. Below are listed some of the basic methods most commonly used. Evaluation characters listed in this section are useful in Chive descriptors for evaluating susceptibility to Yellow leaf tips, Rust (*Puccinia*) and Downy mildew (*Peronospora*).

### 12.1 Restriction fragment length polymorphism (RFLP)

Report probe/enzyme combination (approach can be used for nuclear, chloroplast or mitochondria genomes)

### 12.2 Amplified fragment length polymorphism (AFLP)

Report primer pair combinations and accurate molecular size of products (used for nuclear genomes)

### 12.3 DNA amplification fingerprinting (DAF); random amplified polymorphic DNA (RAPD); AP-PCR

Accurately report experimental conditions and molecular size of products (used for nuclear genomes)

### 12.4 Sequence-tagged microsatellites (STMS)

Report primer sequences, and accurate product sizes (can be used for nuclear or chloroplast genomes)

### 12.5 PCR-sequencing

Report PCR primer sequences, and derived nucleotide sequence (can be used for single copy nuclear, chloroplast or mitochondrial genomes)

### 12.6 Other molecular markers

### **13. Cytological characters**

#### **13.1 Chromosome number**

#### **13.2 Ploidy level**

( $2x$ ,  $3x$ ,  $4x$ , etc.)

#### **13.3 Meiosis chromosome associations**

Average of 50 microspore mother cells, observed during metaphase 1

#### **13.4 Number of satellite chromosomes**

#### **13.5 Other cytological characters**

### **14. Identified genes**

Describe any known specific mutant present in the accession

## BIBLIOGRAPHY

- American Phytopathological Society. 1994. Common names for plant diseases. Am. Phytopathol. Soc., St. Paul MN, USA.
- Brewster, J.L. 1994. Onions and other Vegetable Alliums. CAB International, Wallingford, UK.
- Burba, J.L. 1999. Caracterización de cultivares y tipos clonales de ajo obtenidos e introducidos en Argentina. Pp. 76–79 in VI Curso/taller sobre producción, comercialización e industrialización de ajo. Vol. 1. INTA EEA, La Consulta, Mendoza, Argentina.
- CAB International. 1999. Crop Protection Compendium. CD-ROM. CAB International, UK.
- FAO. 1990. Guidelines for Soil Profile Description, 3rd edition (revised). Food and Agriculture Organization of the United Nations, International Soil Reference Information Centre, Land and Water Development Division. FAO, Rome.
- Freeman, G.G. and N. Mossadeghi. 1970. Effect of sulphate nutrition on flavour components of onion (*Allium cepa*). J. Sci. Food Agric. 21:610-615.
- Freeman, G.G. and R.J. Whenham. 1975. A survey of volatile components of some *Allium* species in terms of *S*-alk(en)yl-*L*-cysteine sulphoxides present as flavour precursors. J. Sci. Food Agric. 26:1869-1886.
- Gass, T., D. Astley, H.D. Rabinowitch and E.A. Frison, compilers. 1996. Report of a Working Group on Allium. Fifth Meeting, 25–27 May 1995, Skierniewice, Poland. International Plant Genetic Resources Institute, Rome, Italy
- Gridgeman, N.T. 1967. In Quality Control in the Food Industry (S.M. Herschdoerfer, ed.). Vol. 1. Academic Press, London.
- IBPGR. 1982. Genetic Resources of Allium. International Board for Plant Genetic Resources, Rome, Italy.
- Jones, H.A. and L.K. Mann. 1963. Onions and their Allies. Leonard Hill, London, UK.
- Kaloo, G. 1988. Vegetable Breeding, Vols. I–III. CRC Press, Boca Raton, FL, USA.
- Kornerup, A. and J.H. Wanscher. 1984. Methuen Handbook of Colour. Third edition. Methuen, London.
- Maggioni, L., D. Astley, H. Rabinowitch, J. Keller and E. Lipman, compilers. 1999. Report of a Working Group on Allium. Sixth Meeting, 23-25 October 1997, Plovdiv, Bulgaria. International Plant Genetic Resources Institute, Rome, Italy
- Molenaar, N. 1984. Genetics, thrips (*Thrips tabaci* L.) resistance, and epicuticular wax characteristics on nonglossy and glossy onions (*Allium cepa* L.). PhD thesis, University of Wisconsin, Madison.
- Munsell Color. 1975. Munsell Soil Color Chart. Munsell Color, Baltimore, MD, USA.
- Munsell Color. 1977. Munsell Color Charts for Plant Tissues, 2nd edition, revised. Munsell Color, Macbeth Division of Kollmorgen Corporation, 2441 North Calvert Street, Baltimore, MD 21218, USA.
- Rabinowitch, H.D. and J.L. Brewster. 1990. Onions and Allied Crops. Vols. I–III. CRC Press, Boca Raton, FL, USA.
- Rana, R.S., R.L. Sapra, R.C. Agrawal and Rajeev Gambhir. 1991. Plant Genetic Resources. Documentation and Information Management. National Bureau of Plant Genetic Resources (Indian Council of Agricultural Research), New Delhi, India.



- Royal Horticultural Society. 1966, c. 1986. R.H.S. Colour Chart (edn. 1, 2). Royal Horticultural Society, London.
- Stearn, William T. 1995. Botanical Latin. Fourth Edition. David & Charles Publishers, Newton Abbot, UK.
- UPOV. 1999. Guidelines for the Conduct of Tests for Distinctness, Uniformity and Stability. Leek (*Allium porrum* L.). TG/85/6. International Union for the Protection of New Varieties of Plants (UPOV), Geneva.
- van Hintum, Th.J.L. 1993. A computer compatible system for scoring heterogeneous populations. Genet. Resour. & Crop Evol. 40:133-136.

## CONTRIBUTORS

Dr Dave Astley  
Genetic Resources Unit  
Horticulture Research International  
Wellesbourne  
Warwick CV35 9EF  
UK  
Email: Dave.Astley@hri.ac.uk

Dr Ietje W. Boukema  
Centre for Genetic Resources The  
Netherlands (CGN)  
Plant Research International  
Droevendaalsesteeg 1  
PO Box 16  
6700 AA Wageningen  
NETHERLANDS  
Email: I.W.BOUKEMA@plant.wag-ur.NL

Dr L.M. Engle  
Geneticist and Head  
Genetic Resources and Seed Unit  
Asian Vegetable Research & Development  
Center (AVRDC)  
PO Box 42  
Shanhua Tainan 741  
TAIWAN  
Email: l.m.engage@cgnet.com

Kaj Henriksen  
Department of Horticulture  
Danish Institute of Agricultural Sciences  
Kirstinebjergvej 10  
PO Box 102  
DK-5792 Aarslev  
DENMARK  
Email: k.henriksen@agrsci.dk

Dr Joachim Keller  
Institut für Pflanzengenetik und  
Kulturpflanzenforschung-Genbank  
Corrensstrasse 3  
D-06466 Gatersleben  
GERMANY  
Email: keller@ipk-gatersleben.de

Dr Haim D. Rabinowitch  
Dept. of Field Crops  
Vegetables and Genetics  
The Hebrew University of Jerusalem  
PO Box 12  
76100 Rehovot  
ISRAEL  
Email: rabin@agri.HUJI.AC.IL

## Reviewers

Barbara Hellier  
Hort. Crops Curator  
USDA, ARS, NPGS  
Regional Plant Introduction Station  
59 Johnson Hall, WSU  
PO Box 646402  
Pullman, WA 99164-6402  
USA  
Email: bhellier@mail.wsu.edu

Dr Umesh Srivastava  
Senior Scientist and Zonal Leader,  
NATP on Plant Biodiversity  
National Bureau of Plant Genetic Resources  
(NBPGR)  
(Indian Council of Agricultural Research)  
Pusa Campus  
New Delhi - 110 012  
INDIA  
Email: Umesh@nbpgr.delhi.nic.in

Dr Philipp W. Simon  
USDA ARS  
Vegetable Crops Research Unit  
University of Wisconsin  
Department of Horticulture  
1575 Linden Drive  
Madison, WI 53706  
USA  
Email: Psimon@facstaff.wisc.edu

Dr Michael J. Havey  
USDA - ARS  
Dept. of Horticulture  
1575 Linden Drive  
University of Wisconsin  
Madison, WI 53706  
USA  
Tel: +1 608-262-1830  
Fax: +1 608-262-4743  
Email: mjhavey@facstaff.wisc.edu

Baruch Bar-Tel  
The Volcani Centre  
Bet Dagan  
ISRAEL  
Email: ilpbr\_tu@netvision.net.il

Dr G. Kalloo  
Director  
Indian Institute of Vegetable Research  
1 Gandhinagar Naira  
PB 5002; PO BHU  
Varanasi-221 005 (U.P.)  
INDIA  
Email: gkalloo@mailcity.com or  
pdveg@x400.nicgw.nic.in

Dr Akio Kojima  
Chief of Allium Vegetables Breeding  
Laboratory  
National Research Institute of Vegetables  
and Ornamental Plants and Tea  
360 Kusawa, Ano  
Mie 514-2392  
JAPAN  
Tel: +81-59-268-4652  
Fax: +81-59-268-1339  
Email: lukchik@nivot.affrc.go.jp

Dr Gert B. Poulsen  
Nordic Genebank  
Box 41  
230 53 Alnarp  
SWEDEN  
Email: Gert@NGB.se

Ms Teresa Kotlinska  
Plant Genetic Resources Laboratory  
Research Institute of Vegetable Crops  
Konstytucji 3 Maja 1/3  
PO Box 110  
96 100 Skierniewice  
POLAND  
Email: TKotlin@linux.inwarz.skierniewice.pl

Mr E.M.D.S.N. Ekanayake  
Research Officer  
Germplasm Evaluation Division  
Plant Genetic Resources Centre  
PO Box 59 - Gannoruwa  
Peradeniya  
SRI LANKA  
Email: pgrc@slt.lk

Kim Haeng-Hoon  
Genetic Resources Division  
National Institute of Agric. Science & Technology  
Rural Development Administration  
249 Seodun-dong Suwon 441-707  
REPUBLIC OF KOREA  
Tel: +(82-331) 299-2791 or +(82-331) 294-6029  
Email: Hhkim@seed.go.kr

Ms Helena Stavelikova  
Vegetable Section of Genebank Dept.  
Research Institute of Crop Production  
Slechtitelu 11  
789 71 Olomouc – Holic  
CZECH REPUBLIC  
Email: Olgeba@pvtnet.cz

## ACKNOWLEDGEMENTS

IPGRI, ECP/GR and AVRDC wish to place on record their sincere thanks to the numerous *Allium* workers around the world who have contributed directly or indirectly to the development of **Descriptors for Allium**.

Ms Adriana Alercia supervised and coordinated the production of the publication and provided scientific and technical expertise. Ms Helen Thompson provided assistance during the production process. Ms Daniela Scicchigno prepared the cover and layout.

The following IPGRI Staff provided substantial scientific advice: Drs Francisco Morales and Florent Engelmann.

Technical and scientific advice provided by Drs Dave Astley and Haim Rabinowitch is gratefully acknowledged.

## ANNEX I. Basic list of minimum discriminating descriptors for *Allium* species

<i>Allium</i> species	IPGRI Descriptor Number	Name
<i>sativum</i> (garlic)	7.1.1	Foliage colour
	7.1.5	Foliage attitude
	7.1.9.2	Shaft length
	7.1.12	Shape of mature garlic bulb
	7.1.16.1	Outer skin colour of compound bulb
	7.1.16.2	Skin colour of the clove
	7.1.19	Number of cloves per compound bulb
	7.1.20	Bulb structure type
	7.1.21	Shape of the compound bulb in horizontal section
	7.1.22	Weight of cloves
	7.1.23	100-bulbil weight
	7.1.24	Number of bulbils (topsets)
	7.2.2	Ability to produce scape
	7.2.5	General fertility
	7.2.6	Flower number in umbel
<i>ampeloprasum</i> (leek)	7.1.1	Foliage colour
	7.1.2	Leaf length
	7.1.3	Leaf width/diameter
	7.1.4	Density of leaves
	7.1.6	Foliage cracking
	7.1.7	Cross-section of leaf
	7.1.8	Degree of leaf waxiness
	7.1.9.1	Shaft length (leek)
	7.1.10	Shaft diameter
	<i>cepa</i> (onion)	7.1.1
7.1.2		Leaf length
7.1.3		Leaf width/diameter
7.1.5		Foliage attitude
7.1.8		Degree of leaf waxiness
7.1.11		Shape of mature dry bulbs
7.1.14		Population uniformity of bulb shape
7.1.15		Bulb skin colour
7.1.17		Bulb skin thickness
7.1.18	Bulb flesh colour	

<i>Allium</i> species	IPGRI Descriptor Number	Name
	7.1.27	Bulb hearting
	7.2.1	Ability to flower
	8.1.3	Storage life of storage organs
	8.1.7	Daylength requirement (1)
	8.1.8	Daylength requirement (2)
<i>schoenoprasum</i> (chives)	7.1.1	Foliage colour
	7.1.2	Leaf length
	7.1.5	Foliage attitude
	7.1.8	Degree of leaf waxiness
	7.2.1	Ability to flower
	7.2.5	General fertility
	7.2.6	Flower number in umbel
	7.2.7	Flower colour
	7.2.8	Date of 50% flowering
	7.3.1	Seed coat colour
	8.1.1	Leaf dry matter content

---



**COLLECTING FORM for allium**=====
**SAMPLE IDENTIFICATION**
=====

COLLECTING INSTITUTE(S) (2.1):

COLLECTING No. (2.2):

PHOTOGRAPH No. (2.16):

COLLECTING DATE OF SAMPLE [YYYYMMDD] (2.3):

SPECIES (1.7):

SUBTAXA(1.8):

COMMON NAME (1.11)

1. Dry bulb onion

2. Shallot

3. Japanese bunching onion/Welsh onion

4. Garlic

5. Leek

6. Kurrat

7. Great-headed garlic/ elephant garlic

8. Chive

9. Rakkyo

10. Chinese chive/Oriental garlic/Nira

99. Other (specify)

=====
**COLLECTING SITE LOCATION**
=====

COUNTRY OF ORIGIN (2.4):

LOCATION (2.5):

km:

direction:

from:

LATITUDE (2.6):

LONGITUDE (2.7):

ELEVATION (2.8):

m asl

Additional notes:

=====
**COLLECTING SITE ENVIRONMENT**
=====

COLLECTING/ACQUISITION SOURCE (2.9):

10. Wild habitat

20. Farm or cultivated habitat

30. Market or shop

40. Institute, Exp. Station, Research Org./Genebank

50. Seed company

60. Weedy, disturbed or ruderal habitat

99. Other (specify):

HIGHER LEVEL LANDFORM (6.1.1):

1. Plain

2. Basin

3. Valley

4. Plateau

5. Upland

6. Hill

7. Mountain

SLOPE [°] (6.1.2):

SLOPE ASPECT (6.1.3):

(code N,S,E,W)

=====
**SAMPLE**
=====

BIOLOGICAL STATUS OF ACCESSION: (2.12):

100. Wild

200. Weedy

300. Traditional cultivar/Landrace

400. Breeding/research material

500. Advanced/improved cultivar

999. Other (specify):

TYPE OF SAMPLE (2.13):

1. Vegetative

2. Seed

99. Other (specify)

=====

NUMBER OF PLANTS SAMPLED (2.14):

---

PREVAILING STRESSES (2.15.7):

Mention the types of major stresses, i.e. abiotic (drought), biotic (pests, diseases, etc.)

---

**ETHNOBOTANICAL DATA**

---

LOCAL/VERNACULAR NAME (2.15.2):

---

ETHNIC GROUP (2.15.1):

---

PLANT USES (2.15.5):

1. Food

1.1 Raw salad

1.2 Fresh cooked

1.3 Stored/cooked/bottled/canned

1.4 Freezing

1.5 Pickling

1.6 Dehydrated

2. Medicinal

3. Ornamental

4. Forage

99. Other (specify):

---

PARTS OF THE PLANT USED (2.15.4):

1. Seed

2. Root/rhizome

3. Bulb/clove

4. Leaf sheath/pseudostem

5. Leaf

6. Scape

7. Flower/inflorescence

99. Other (specify)

---

**CHARACTERIZATION**

**Plant descriptors**

Foliage colour (7.1.1):

1. Light green

2. Yellow green

3. Green

4. Grey-green

5. Dark green

6. Bluish green

7. Purplish-green

99. Other (specify)

Leaf length [cm] (7.1.2):

Foliage attitude (7.1.5):

3. Prostrate

5. Intermediate

7. Erect

Cross-section of leaf (7.1.7):

1. Circular

2. Semi-circular

3. Square

4. Pentagonal

5. V-shaped

6. Flat

7. Triangular

8. Concave

99. Other (i.e. mixed population)

Degree of leaf waxiness (7.1.8):

3. Weak

5. Medium

7. Strong

Shape of mature dry bulbs (7.1.11):

1. Flat

2. Flat globe

3. Rhomboid

4. Broad oval

5. Globe

6. Broad elliptic

7. Ovate

8. Spindle

9. High top

99. Other

Bulb skin colour (7.1.15):

1. White

2. Yellow

3. Yellow and light brown

4. Light brown

5. Brown

6. Dark brown

7. Green (chartreuse)

8. Light violet

9. Dark violet

99. Other (i.e. mixed population)

---

Nature of storage organ (7.1.13)

0. None

1. Bulb, single large

2. Bulbs, aggregated

3. Rhizomes

4. Cloves

5. Foliage leaf bases

99. Other (specify)

---

**Inflorescence/fruit**

Ability to flower (7.2.1): 0. No

1. Yes

General fertility (7.2.5): 1. Sterile

2. Male sterile

3. Female sterile

4. Fertile

5. Mixture

Flower number in umbel (7.2.6):

0. Absent

1. Few (<30)

2. Many (>30)

Date of 50% flowering [YYYYMMDD] (7.2.8):

---

**Collector's Notes:**

---



FUTURE  
HARVEST  
<[www.futureharvest.org](http://www.futureharvest.org)>

IPGRI is  
a Future Harvest Centre  
supported by the  
Consultative Group on  
International Agricultural  
Research (CGIAR)

ISBN 92-9043-506-2

Cover photo: Rina Kamenetsky

Printed on environmentally friendly paper